

morecare

Mobility & Rehabilitation Solutions

— Every Move Matters —

BLUEFLAX

— Tilt & Reclining CP Wheelchair Cum Stroller —



Provides safe, comfortable, and adaptive mobility—
helping your child sit better, travel easier,
and live more independently.

— • **USER MANUAL** • —

DIRECTORY



Welcome



Product Overview



Box Contents



Product Specifications



Assembly Instructions



Operating Instructions



Safety Guidelines



Maintenance & Cleaning



Folding & Storage



Warranty Information



Contact Support

Welcome to **Morecare Blueflax**



Thank you for choosing the Morecare Blueflax Tilt & Reclining CP Wheelchair Cum Stroller.

Blueflax is thoughtfully designed to provide safe, adaptive, and comfortable mobility support for children requiring postural assistance and everyday movement support.

Its tilt and reclining functions, lightweight foldable frame, and supportive seating system help improve comfort, positioning, and ease of mobility for both the child and caregiver.



Why Blueflax?

- ✓ Supports proper posture and positioning
- ✓ Helps reduce caregiver handling effort
- ✓ Designed for indoor and outdoor mobility
- ✓ Foldable and travel-friendly
- ✓ Comfortable for long-duration seating



Before You Begin

Please read this user manual carefully before using the product. It contains important safety information, operating instructions, and maintenance guidance. Keep this manual for future reference.

PRODUCT OVERVIEW



Main Components

- | | | | |
|---|-----------------------------|----|---------------------|
| 1 | Push Handle | 9 | Leg Strap |
| 2 | Head Support / Neck Cushion | 10 | Rear Brake Lever |
| 3 | Reclining Back Support | 11 | Tilt Lever |
| 4 | Armrest | 12 | Recline Lever |
| 5 | Seat Cushion | 13 | Anti-Tipper Wheels |
| 6 | Butterfly Chest Belt | 14 | Rear Wheels |
| 7 | Pommel Support | 15 | Front Castor Wheels |
| 8 | Footrest | | |



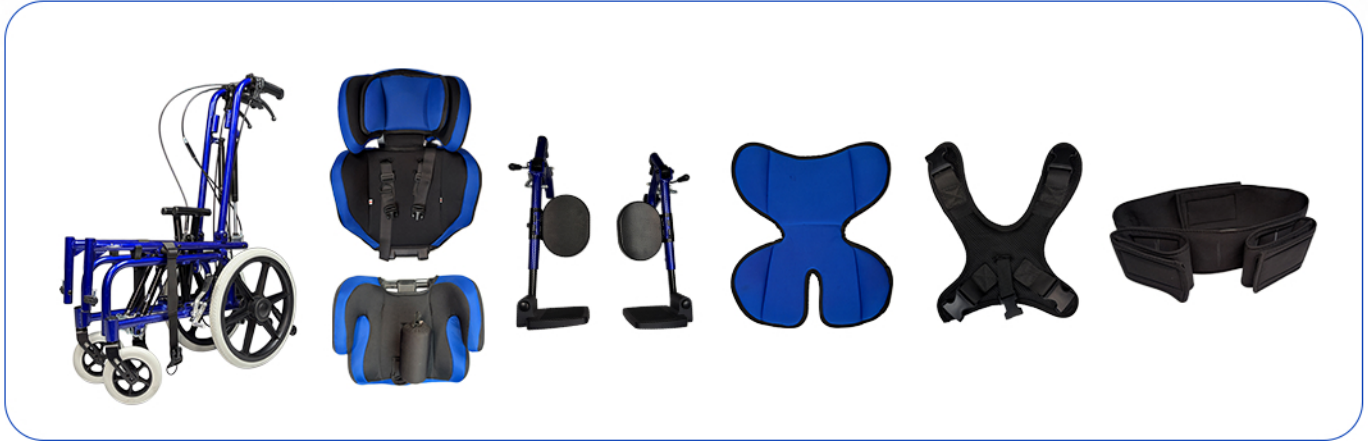
Product Description

The Morecare Blueflax is a tilt and reclining CP wheelchair cum stroller designed to provide supportive seating, postural stability, and smooth mobility for children with special mobility needs.

Its adaptive positioning system helps improve comfort, engagement, and daily participation while supporting caregivers with easier handling and transportation.

BOX CONTENTS

Please ensure all components are included before assembly.





ITEM	QUANTITY
1 Wheelchair Frame	1
2 Left Foot Rest	1
3 Right Foot Rest	1
4 Base Seat	1
5 Back Seat	1
6 Neck Cushion	1
7 Seat Cushion	1
8 Butterfly Chest Belt	1
9 Pommel Support	1
10 Leg Strap (Foot Strap)	1
11 Anti-Tippers	1 Pair
12 Butterfly Belt Strap	1
13 Care Cub (Elephant Toy)	1



IMPORTANT

If any component is missing or damaged, contact Morecare support before using the product.

PRODUCT SPECIFICATIONS

SPECIFICATION	DETAILS
 Product Name	Morecare BlueFlax Tilt and Reclining CP wheelchair cum stroller
 Model	BlueFlax
 SKU	MCMW03
 HSN Code	87131010
 Frame Material	Aluminium
 Product Weight	20 kg
 Weight Capacity	Up to 80 kg
 Seat Width	18 inches
 Seat Depth	13 inches
 Back Height	25 inches to 31 inches
 Footrest Length	16 to 18 inches
 Dimensions (L x W x H)	Length 46 inches, Width 19 inches, Height 43 inches
 User Age Group	4–15 Years
 Recommended For	GMFCS Levels IV–V
 Country of Origin	India
 Frame Warranty	12 Months
 Hydraulics Warranty	12 Months

Key Features



Foldable Design



Lightweight Aluminium Frame



Reclining & Tilt Function



Ergonomic Seating



Anti-Tipper Wheels



Safety Belt Support



Travel-Friendly Structure



Postural Positioning Support

ASSEMBLY INSTRUCTIONS

Please assemble the wheelchair on a flat and stable surface.

1 STEP 1 – Unfold the Wheelchair

- Open the wheelchair frame carefully until fully expanded.
- Ensure the back frame is positioned at a 90-degree angle before installing the seating components.



Ensure all frame locks are securely engaged before proceeding.

2 STEP 2 – Install the Base Seat

- Place the base seat evenly over the seat frame.
- Ensure the seat is properly aligned and fully positioned before use.



ASSEMBLY INSTRUCTIONS

3 STEP 3 – Install the Back Seat

- Align the back seat with the back frame grooves.
- Carefully slide the back seat downward into the grooves until securely fixed.



Ensure the back support is properly locked before use.

4 STEP 4 – Install Seat Cushion & Neck Cushion

- Place the additional seat cushion over the base seat.
- Attach the neck cushion securely to provide proper head and neck support.



ASSEMBLY INSTRUCTIONS

5 STEP 5 – Attach the Footrests

- Attach both left and right footrests to their respective mounting positions.
- Ensure both footrests are securely locked before placing the user's feet.



Ensure both footrests are securely locked before placing the user's feet.

6 STEP 6 – Attach Belt & Support Straps

- Install the butterfly chest belt and leg strap securely.
- Adjust all straps according to the child's comfort and positioning needs.



Do not overtighten the straps.

7 STEP 7 – Install Anti-Tipper Wheels

- Attach the anti-tipper wheels at the rear side of the wheelchair frame.
- Ensure both anti-tippers are securely installed before operation.



Anti-tippers must always remain installed during use.

OPERATING INSTRUCTIONS

The Blueflax wheelchair is equipped with multiple control levers for safe positioning and mobility support.

1 Brake Lever


The brake levers help lock the rear wheels during stationary use.

To Apply Brake:

- Push the brake lever downward until locked.

To Release Brake:

- Pull the brake lever upward.

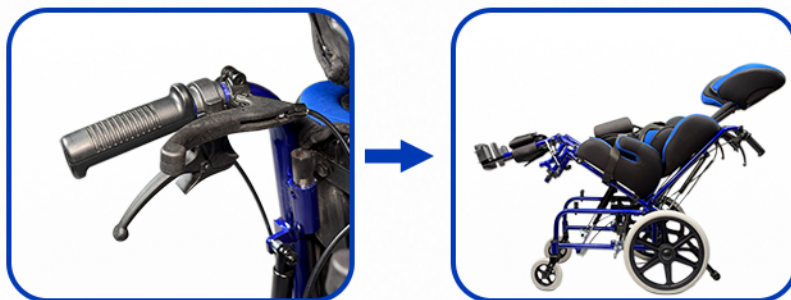


Always engage brakes before seating or transferring the user.

2 Tilt Lever

The tilt lever adjusts the seating angle while maintaining posture support.

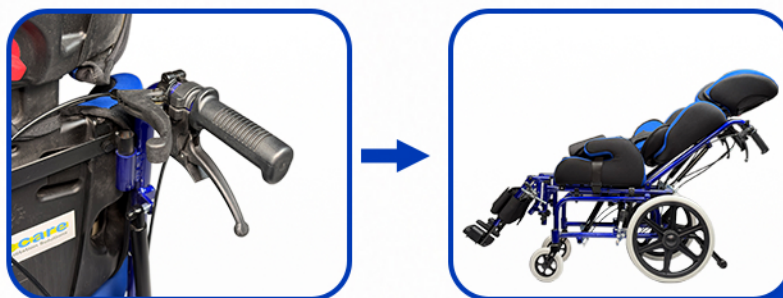
- Use the tilt function carefully and gradually.
- Use the left lever for tilt angle 0° to 45°.



3 Recline Lever

The recline lever adjusts the backrest angle for comfort and positioning.

- Always support the backrest while reclining.
- Use the right lever for recline from 90° to 170°.



Ensure the recline mechanism locks securely after adjustment.

SAFETY GUIDELINES

Please follow all safety instructions carefully to ensure safe and reliable operation.

Use on
Flat Surfaces



Avoid
Obstacles



Supervision
Required



Do Not
Stand



Protect from
Moisture



Avoid Extreme
Conditions



Avoid Steep
Slopes



Weight
Limit



Use Safety
Belt



Engage
Brakes



Regular
Maintenance



Read the
Manual



BEFORE USE

- Ensure all components are securely attached
- Check brakes before every use
- Ensure anti-tipper wheels are installed
- Confirm all straps are properly adjusted
- Verify footrests are securely locked



CAUTION

Failure to follow these instructions may result in injury or damage to the wheelchair.



DURING USE

- Always use safety belts during seating
- Avoid sudden movements on uneven surfaces
- Operate at controlled speed during outdoor movement
- Ensure caregiver supervision during tilt and recline adjustments
- Do not exceed maximum weight capacity



CAUTION

The wheelchair is designed for safe mobility support only. Misuse may cause serious injury.



OUTDOOR USE

- Avoid extremely rough or unstable terrain
- Avoid wet or slippery surfaces
- Do not operate during heavy rain



CAUTION

Outdoor conditions can affect stability and safety. Use with extra care.

POSITIONING & CARE

Positioning Support Guidelines

Proper positioning improves comfort, posture, and engagement.



TILT FUNCTION BENEFITS

- ✓ Helps reduce pressure buildup
- ✓ Supports relaxation and posture management
- ✓ Improves seated comfort for long durations



RECLINE FUNCTION BENEFITS

- ✓ Helps improve resting posture
- ✓ Provides additional back support
- ✓ Assists during repositioning



IMPORTANT POSITIONING NOTES

- ✓ Always monitor the child during positioning adjustments
- ✓ Ensure head and trunk are properly supported
- ✓ Re-adjust straps if required after tilt or recline changes



Never leave the child unattended during positioning adjustments.

MAINTENANCE & CLEANING

Regular maintenance helps ensure safe and long-lasting performance.

DAILY CARE



Clean the frame and seat with a soft, damp cloth.



Check all nuts, bolts and parts are tight.



Inspect wheels for wear and proper inflation.



Ensure brakes are working properly before use.



Keep the seat and cushion dry and clean.



CLEANING INSTRUCTIONS

- ✓ Clean the frame using a soft damp cloth
- ✓ Avoid excessive water exposure
- ✓ Do not use harsh chemicals or bleach
- ✓ Allow cushions and fabric to dry completely before reuse



FABRIC CARE

- ✓ The breathable mesh material is designed for easy cleaning and comfort.
- ✓ Inspect cushions and straps regularly for wear or damage.



WHEEL INSPECTION

Regularly inspect:

- ✓ Rear wheels
- ✓ Front castors
- ✓ Anti-tippers
- ✓ Brake performance



STORAGE

- ✓ Store the wheelchair in a dry and clean indoor environment.
- ✓ Avoid prolonged exposure to direct sunlight or moisture.

FOLDING & STORAGE

Folding Instructions

Follow these steps carefully before transportation or storage.



1

STEP 1



Ensure the wheelchair is empty and brakes are engaged.

2

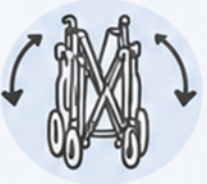
STEP 2



Remove detachable accessories if required.

3

STEP 3



Fold the frame carefully inward until compact.

4

STEP 4



Secure all loose components before transportation.



Keep fingers away from folding joints while folding the frame.

WARRANTY INFORMATION

Warranty Information

The Morecare Blueflax wheelchair is covered under a limited warranty against manufacturing defects.



WARRANTY COVERS



Manufacturing defects



Structural frame defects



Faulty assembly components



WARRANTY DOES NOT COVER



Improper usage



Accidental damage



Unauthorized modifications



Normal wear and tear



Damage due to improper storage



IMPORTANT



Always use original Morecare accessories and components for safe operation.

CONTACT SUPPORT

Morecare Mobility & Rehabilitation Solutions

Every Move Matters



Thank you for choosing Morecare Blueflax.

We are committed to providing safe, comfortable, and reliable mobility solutions that improve everyday life.

CONTACT SUPPORT



Website

www.morecare.in



Email

contactus@morecare.in



Phone

+91 6377509047



Address

E-22, Gayatri Nagar Vistar,
Maharani Farm, Durgapura, Jaipur-302018

PRODUCT INFORMATION



Product Name:

Morecare Blueflax tilt and reclining CP wheelchair cum Stroller



Model:

Blueflax



SKU:

MCMW03